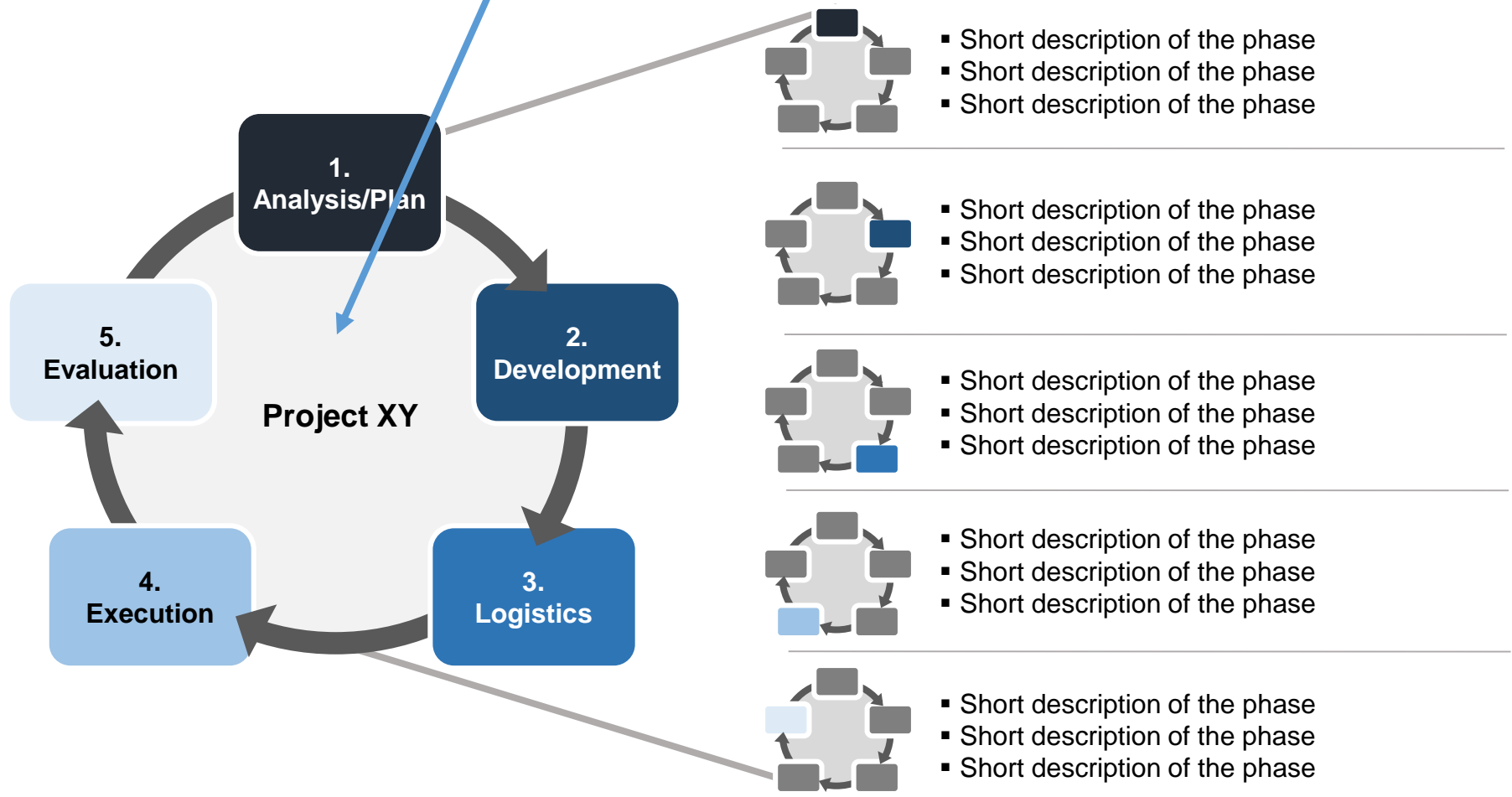


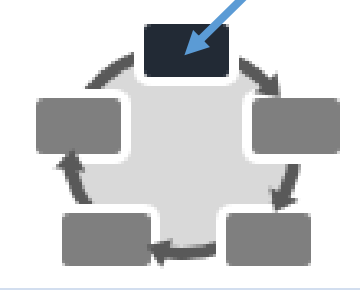
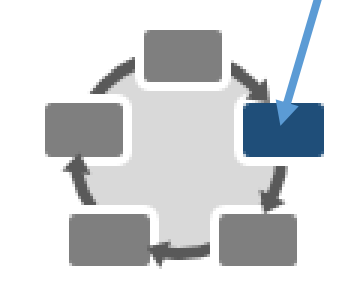
Key Visuals Example

Step 1: Present a model, a process or some other kind of complex information as a graphical illustration



Key Visuals Example

Step 2: Repeat the illustration as a Key Visual on the following slides and highlight the part you are talking about

Phase 1: Analysis / Plan	Activities	Results	Assumptions
	<p>Sample text sample text Sample text sample text</p>	<p>Sample text sample text Sample text sample text</p>	<p>Sample text sample text Sample text sample text</p>
	<p>Sample text sample text Sample text sample text</p>	<p>Sample text sample text Sample text sample text</p>	<p>Sample text sample text Sample text sample text</p>
	<p>Sample text sample text Sample text sample text</p>	<p>Sample text sample text Sample text sample text</p>	<p>Sample text sample text Sample text sample text</p>
Phase 2: Development	Activities	Results	Assumptions
	<p>Sample text sample text Sample text sample text</p>	<p>Sample text sample text Sample text sample text</p>	<p>Sample text sample text Sample text sample text</p>
	<p>Sample text sample text Sample text sample text</p>	<p>Sample text sample text Sample text sample text</p>	<p>Sample text sample text Sample text sample text</p>
	<p>Sample text sample text Sample text sample text</p>	<p>Sample text sample text Sample text sample text</p>	<p>Sample text sample text Sample text sample text</p>